



Crider Consulting's

User's Manual

for

UniFi Systems

# Contents

<b>1</b>	<b>Create an Account</b>	<b>4</b>
<b>2</b>	<b>Download Apps</b>	<b>5</b>
2.1	UniFi App . . . . .	5
2.2	UniFi Protect App . . . . .	5
<b>3</b>	<b>UniFi Site Manager</b>	<b>7</b>
3.1	Sites . . . . .	7
3.2	Site Magic . . . . .	8
3.3	ISP Viewer . . . . .	8
3.4	Update Manager . . . . .	8
3.5	Admins . . . . .	8
3.6	API . . . . .	8
<b>4</b>	<b>Network</b>	<b>9</b>
4.1	Dashboard . . . . .	10
4.2	Topology . . . . .	11
4.3	UniFi Devices . . . . .	12
4.4	Client Devices . . . . .	13
4.5	Ports . . . . .	14
4.5.1	Insights . . . . .	15
4.5.2	VLANs . . . . .	16
4.6	Radios . . . . .	17
4.6.1	Performance . . . . .	18
4.6.2	Environment . . . . .	19
4.6.3	Speed Tests . . . . .	20
4.7	Insights . . . . .	20
4.8	Settings . . . . .	21
4.9	System Log . . . . .	21
4.10	InnerSpace . . . . .	22
<b>5</b>	<b>Protect</b>	<b>23</b>
5.1	Dashboard . . . . .	24
5.2	UniFi Devices . . . . .	24
5.3	Playback . . . . .	24
5.4	Detections . . . . .	25
5.5	Case Manager . . . . .	25
5.6	Settings . . . . .	25
5.7	System Log . . . . .	26



5.8	Alarm Manager . . . . .	26
5.9	InnerSpace . . . . .	27
<b>6</b>	<b>Network App</b>	<b>28</b>
6.1	Dashboard . . . . .	28
6.2	UniFi Devices . . . . .	28
6.3	Client Devices . . . . .	28
6.4	Insights . . . . .	29
6.5	Settings . . . . .	29
<b>7</b>	<b>Protect App</b>	<b>30</b>
7.1	Dashboard . . . . .	30
7.2	UniFi Devices . . . . .	30
7.3	Detections . . . . .	31
7.4	Settings . . . . .	31
	7.4.1 Recording Manager . . . . .	32
	7.4.2 Alarm Manager . . . . .	32
	7.4.3 System . . . . .	33
	7.4.4 Console . . . . .	33
	7.4.5 Admins . . . . .	33
	7.4.6 Geofencing . . . . .	33
<b>8</b>	<b>How To</b>	<b>34</b>
8.1	Add/Edit Alarms . . . . .	34
	8.1.1 Add Alarm . . . . .	34
	8.1.2 Edit Alarm . . . . .	35
8.2	Reboot / Shutdown UniFi OS Device . . . . .	36
8.3	Manage Accounts . . . . .	36
8.4	Manage Wi-Fi . . . . .	36
8.5	Save A Snapshot . . . . .	36
8.6	Download Video . . . . .	36
8.7	Download Timelapse . . . . .	36



David Crider  
(540) 421-6136  
david@crider-consulting.com  
<https://crider-consulting.com>  
License 11-20656



# 1 Create an Account

//FIXME

Accounts can be created in the UniFi Portal [see ‘UniFi Site Manager’ - pg. 7] or in any of the Ubiquiti apps [see ‘Download Apps’ - pg. 5].

I recommend that every user create their own account. This allows for customizing notifications to each person’s preferences as well as the ability to customize access.

It is also highly recommended that each account use a very strong password that is not used anywhere else, as well as adding multifactor authentication.


***NOTE:** multifactor authentication will be required beginning July 2024*

## 2 Download Apps

### 2.1 UniFi App

The UniFi App gives access to all network devices (except bridges). Most network information and settings are available through the app. Some functions are only available, or are much easier, in the UniFi Site Manager [see ‘UniFi Site Manager’ - pg. 7]. The UniFi app simplifies home and business IT by providing a central management interface where you can easily scale, monitor, and optimize every aspect of your network. UniFi offers:

- Simple Wi-Fi setup and configuration
- Intuitive traffic routing
- Secure, single-tap VPN access
- Detailed client and network analytics



#### iOS App



<https://apps.apple.com/us/app/unifi-network/id1057750338>

#### Android App



<https://play.google.com/store/apps/details?id=com.ubnt.easyunifi>

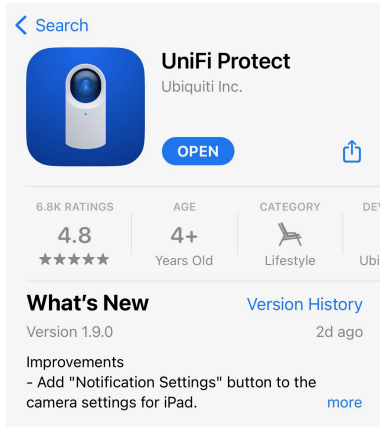
### 2.2 UniFi Protect App

The UniFi Protect App gives access to cameras, live and recorded video. Most Protect information and settings are available through the app. Some functions are only available, or are much easier, in the UniFi Site Manager [see ‘UniFi Site Manager’ - pg. 7].

UniFi Protect brings the full functionality of our web-based camera security application to your mobile device. Adopt and manage your Protect devices, stream low-latency livestreams, and download localized recordings directly to your phone. Designed for residential and commercial use, UniFi Protect also allows you to:

- Maintain complete data privacy with Cloudless recording storage.
- Quickly scrub through hours of Timelapse footage to pinpoint the exact moments you’re looking for.

- Personalize security notifications based on a wide variety of individual, vehicular, and atmospheric-based detections.



### iOS App



<https://apps.apple.com/us/app/unifi-protect/id1392492235>

### Android App



<https://play.google.com/store/apps/details?id=com.ubnt.unifi.protect>

# 3 UniFi Site Manager

## Contents

3.1	Sites . . . . .	7
3.2	Site Magic . . . . .	8
3.3	ISP Viewer . . . . .	8
3.4	Update Manager . . . . .	8
3.5	Admins . . . . .	8
3.6	API . . . . .	8

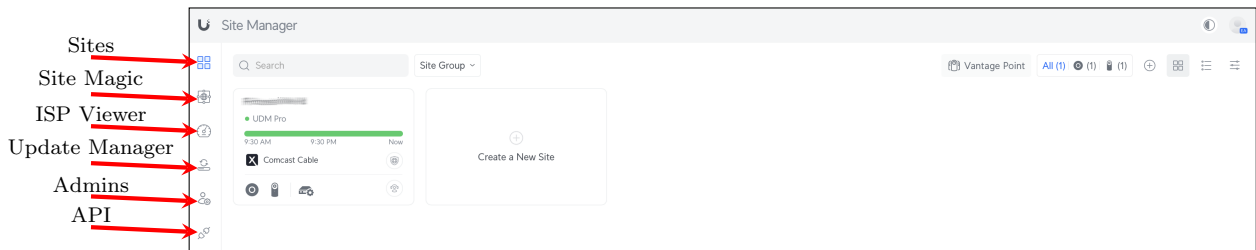
**Access Paths**

Web: <https://unifi.ui.com>  
 UniFi App or UniFi Protect App: Top dropdown menu

---


This section was written for: [UniFiOS v4.1.9]  
 Last Updated: Dec. 2024

//FIXME



## 3.1 Sites

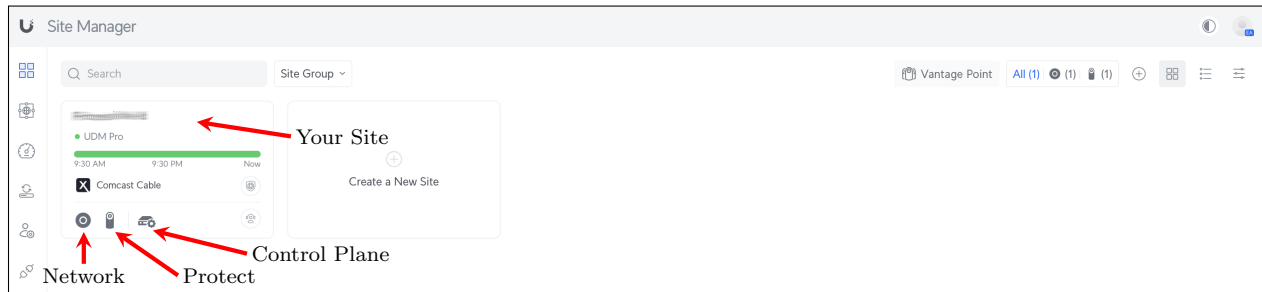
**Access Paths**

<https://unifi.ui.com>:  [Sites]  
 UniFi App or UniFi Protect App: Top dropdown menu

---

This section was written for: [UniFiOS v4.1.9]

The ‘Sites’ page gives you access to every UniFiOS device that you have access to. Clicking a site will take you to that sites Network Dashboard [see ‘??’ - pg. ??]. Alternately, you can click one of the three (3) icons at the bottom of the site to go directly to that application.



## 3.2 Site Magic

//FIXME

## 3.3 ISP Viewer

//FIXME

## 3.4 Update Manager

//FIXME

## 3.5 Admins

//FIXME

## 3.6 API

//FIXME



# 4 Network

## Contents

4.1	Dashboard . . . . .	10
4.2	Topology . . . . .	11
4.3	UniFi Devices . . . . .	12
4.4	Client Devices . . . . .	13
4.5	Ports . . . . .	14
4.5.1	Insights . . . . .	15
4.5.2	VLANs . . . . .	16
4.6	Radios . . . . .	17
4.6.1	Performance . . . . .	18
4.6.2	Environment . . . . .	19
4.6.3	Speed Tests . . . . .	20
4.7	Insights . . . . .	20
4.8	Settings . . . . .	21
4.9	System Log . . . . .	21
4.10	InnerSpace . . . . .	22

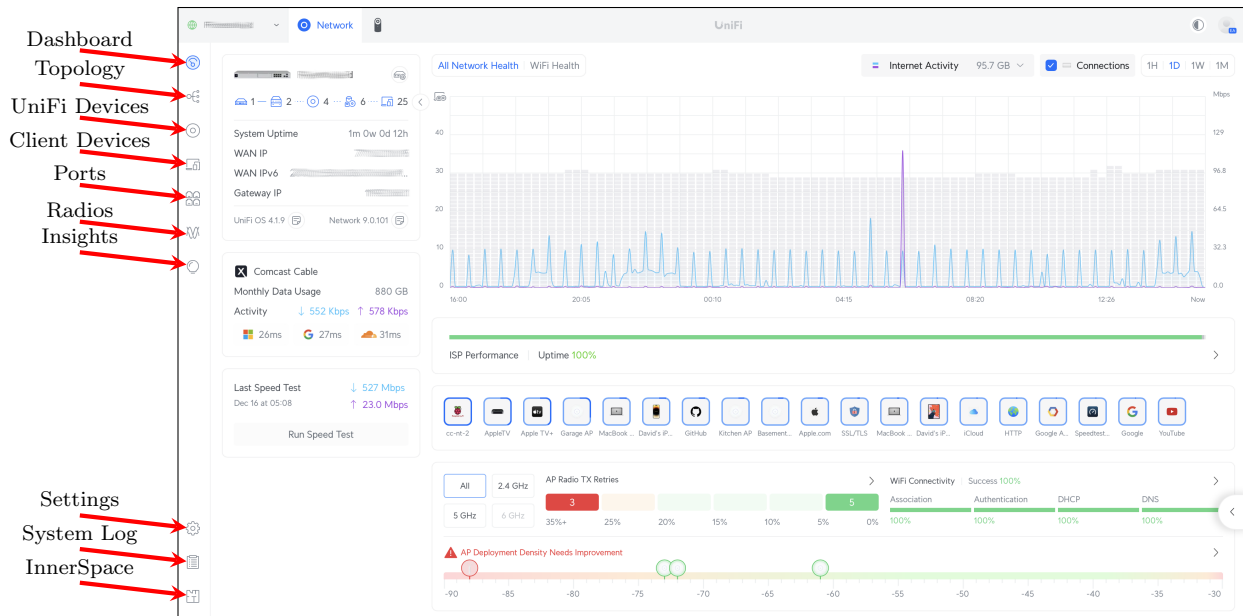
### Access Path

<https://unifi.ui.com>: ☰ [Sites] | *Your Site* | ● [Network]

This section was written for: [UniFiOS v4.1.9] [Network v9.0.101]

Last Updated: 12/16/2024

//FIXME



## 4.1 Dashboard

See Also

Network App: *'Dashboard'* - pg. 28

### Access Path

<https://unifi.ui.com>: [Sites] | *Your Site* | [Network] | [Dashboard]

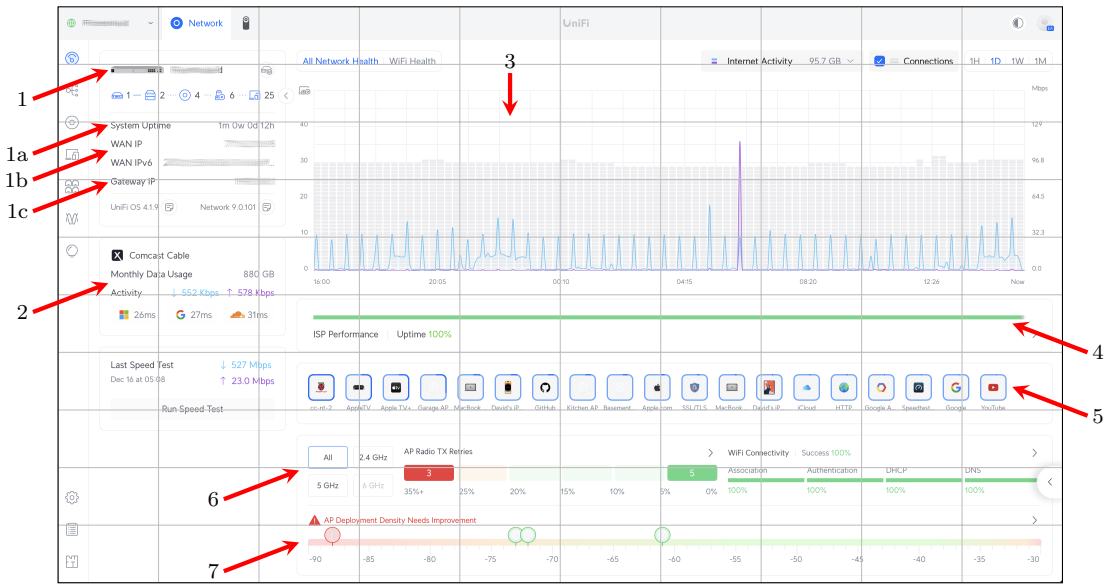
This section was written for: [UniFiOS v4.1.9] [Network v9.0.101]

Last Updated: 12/16/2024

The Network Dashboard shows:

1. The UniFi OS device that you are connected to
  - (a) System uptime
  - (b) Its public IP address
  - (c) Its private IP address
2. Current Internet activity
3. Internet traffic over time
4. Internet health for the last 12 hours

- 5. Client devices, ranked by activity
- 6. Wi-Fi connectivity status
- 7. Wi-Fi coverage status



## 4.2 Topology

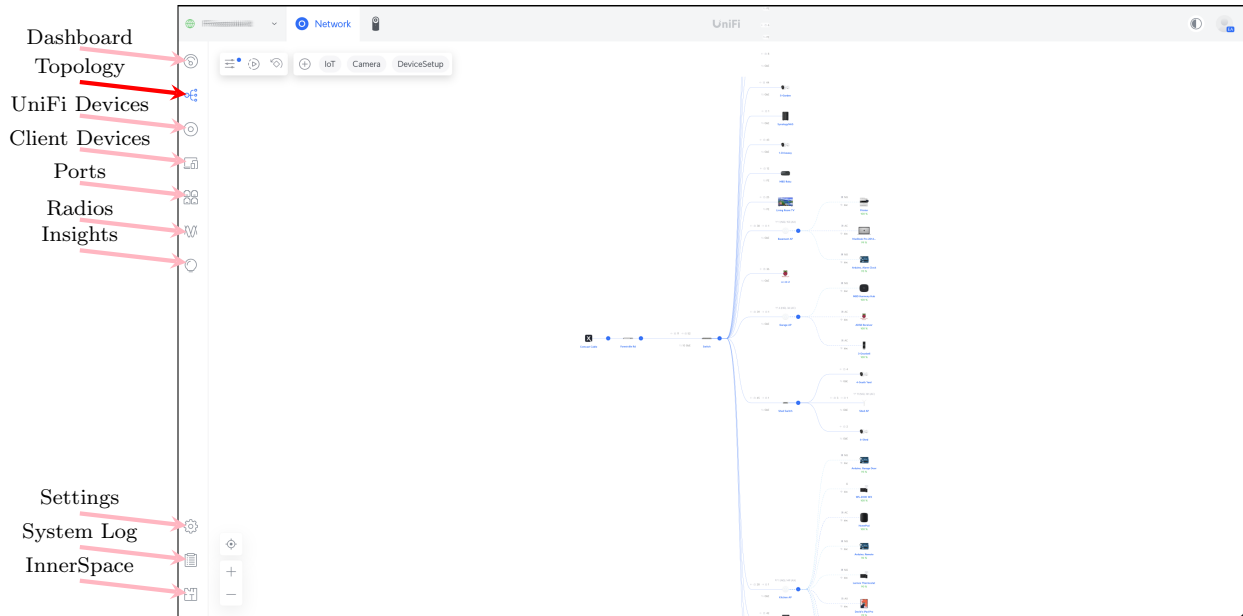
### Access Path

<https://unifi.ui.com>: [Sites] | *Your Site* | [Network] | [Topology]

This section was written for: [UniFiOS v4.1.9] [Network v9.0.101]

Last Updated: Dec. 2024

The Topology page shows all the devices on the network and how they connect within the network.



## 4.3 UniFi Devices

### See Also

Network App: *'UniFi Devices'* - pg. 28

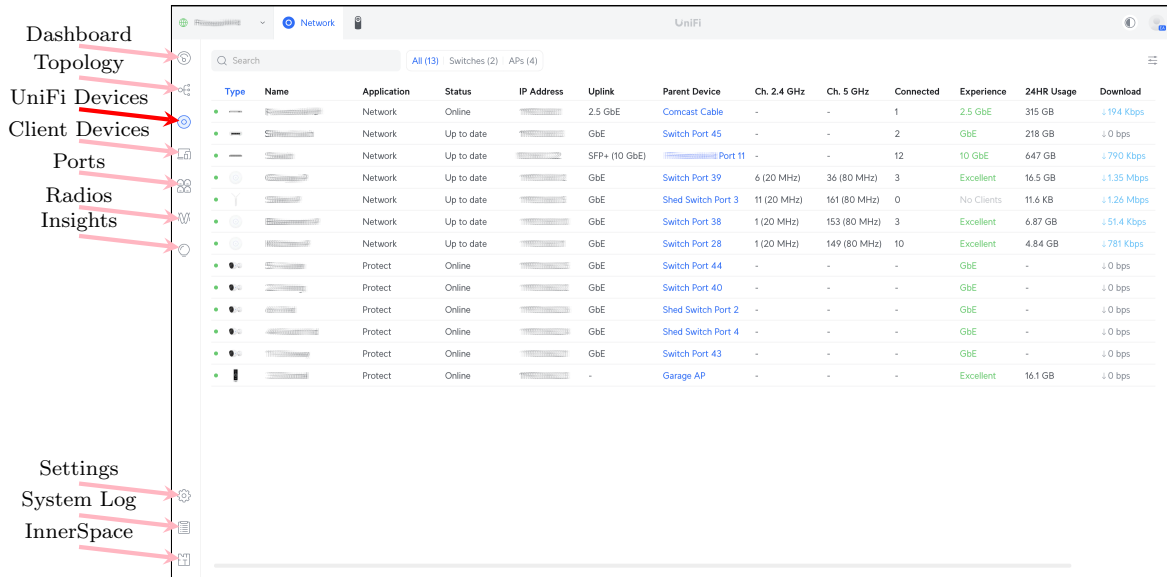
### Access Path

<https://unifi.ui.com>: [Sites] | *Your Site* | [Network] | [UniFi Devices]

This section was written for: [UniFiOS v4.1.9] [Network v9.0.101]

Last Updated: Dec. 2024

The UniFi Devices page lists all the UniFi devices in your network and gives you the ability to view and modify their settings.



## 4.4 Client Devices

See Also

Network App: *'Client Devices'* - pg. 28

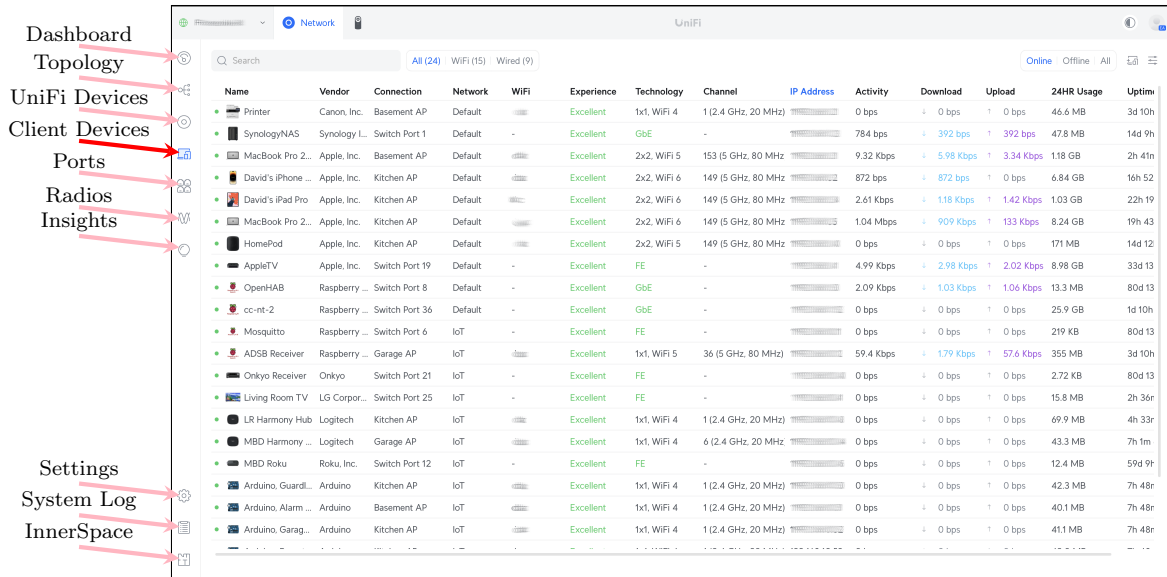
### Access Path

<https://unifi.ui.com>: [Sites] | *Your Site* | [Network] | [Client Devices]

This section was written for: [UniFiOS v4.1.9] [Network v9.0.101]

Last Updated: Dec. 2024

The Client Devices page will show all non-UniFi devices that are connected to the network. You can click on a device to access more information [see *'??'* - pg. ??].



Name	Vendor	Connection	Network	WiFi	Experience	Technology	Channel	IP Address	Activity	Download	Upload	24HR Usage	Uptimi
Printer	Canon, Inc.	Basement AP	Default		Excellent	1x1, WiFi 4	1 (2.4 GHz, 20 MHz)		0 bps	0 bps	0 bps	46.6 MB	3d 10h
SynologyNAS	Synology L...	Switch Port 1	Default		Excellent	GbE			784 bps	392 bps	392 bps	47.8 MB	14d 9h
MacBook Pro 2...	Apple, Inc.	Basement AP	Default		Excellent	2x2, WiFi 5	153 (5 GHz, 80 MHz)		9.32 Kbps	5.98 Kbps	3.34 Kbps	1.18 GB	2h 41m
David's iPhone ...	Apple, Inc.	Kitchen AP	Default		Excellent	2x2, WiFi 6	149 (5 GHz, 80 MHz)		872 bps	872 bps	0 bps	6.84 GB	16h 52
David's iPad Pro	Apple, Inc.	Kitchen AP	Default		Excellent	2x2, WiFi 6	149 (5 GHz, 80 MHz)		2.61 Kbps	1.18 Kbps	1.42 Kbps	1.03 GB	22h 19
MacBook Pro 2...	Apple, Inc.	Kitchen AP	Default		Excellent	2x2, WiFi 6	149 (5 GHz, 80 MHz)		1.04 Mbps	909 Kbps	133 Kbps	8.24 GB	19h 43
HomePod	Apple, Inc.	Kitchen AP	Default		Excellent	2x2, WiFi 5	149 (5 GHz, 80 MHz)		0 bps	0 bps	0 bps	171 MB	14d 12
AppleTV	Apple, Inc.	Switch Port 19	Default		Excellent	FE			4.99 Kbps	2.98 Kbps	2.02 Kbps	8.98 GB	33d 13
OpenHAB	Raspberry ...	Switch Port 8	Default		Excellent	GbE			2.09 Kbps	1.03 Kbps	1.06 Kbps	13.3 MB	80d 13
cc-nt-2	Raspberry ...	Switch Port 36	Default		Excellent	GbE			0 bps	0 bps	0 bps	25.9 GB	1d 10h
Mosquito	Raspberry ...	Switch Port 6	IoT		Excellent	FE			0 bps	0 bps	0 bps	219 KB	80d 13
ADSB Receiver	Raspberry ...	Garage AP	IoT		Excellent	1x1, WiFi 5	36 (5 GHz, 80 MHz)		59.4 Kbps	1.79 Kbps	57.6 Kbps	355 MB	3d 10h
Onkyo Receiver	Onkyo	Switch Port 21	IoT		Excellent	FE			0 bps	0 bps	0 bps	2.72 KB	80d 13
Living Room TV	LG Corpor...	Switch Port 25	IoT		Excellent	FE			0 bps	0 bps	0 bps	15.8 MB	2h 36r
LR Harmony Hub	Logitech	Kitchen AP	IoT		Excellent	1x1, WiFi 4	1 (2.4 GHz, 20 MHz)		0 bps	0 bps	0 bps	69.9 MB	4h 33r
MBD Harmony ...	Logitech	Garage AP	IoT		Excellent	1x1, WiFi 4	6 (2.4 GHz, 20 MHz)		0 bps	0 bps	0 bps	43.3 MB	7h 1m
MBD Roku	Roku, Inc.	Switch Port 12	IoT		Excellent	FE			0 bps	0 bps	0 bps	12.4 MB	59d 9t
Arduino, Guard...	Arduino	Kitchen AP	IoT		Excellent	1x1, WiFi 4	1 (2.4 GHz, 20 MHz)		0 bps	0 bps	0 bps	42.3 MB	7h 48r
Arduino, Alarm ...	Arduino	Basement AP	IoT		Excellent	1x1, WiFi 4	1 (2.4 GHz, 20 MHz)		0 bps	0 bps	0 bps	40.1 MB	7h 48r
Arduino, Garag...	Arduino	Kitchen AP	IoT		Excellent	1x1, WiFi 4	1 (2.4 GHz, 20 MHz)		0 bps	0 bps	0 bps	41.1 MB	7h 48r

## 4.5 Ports

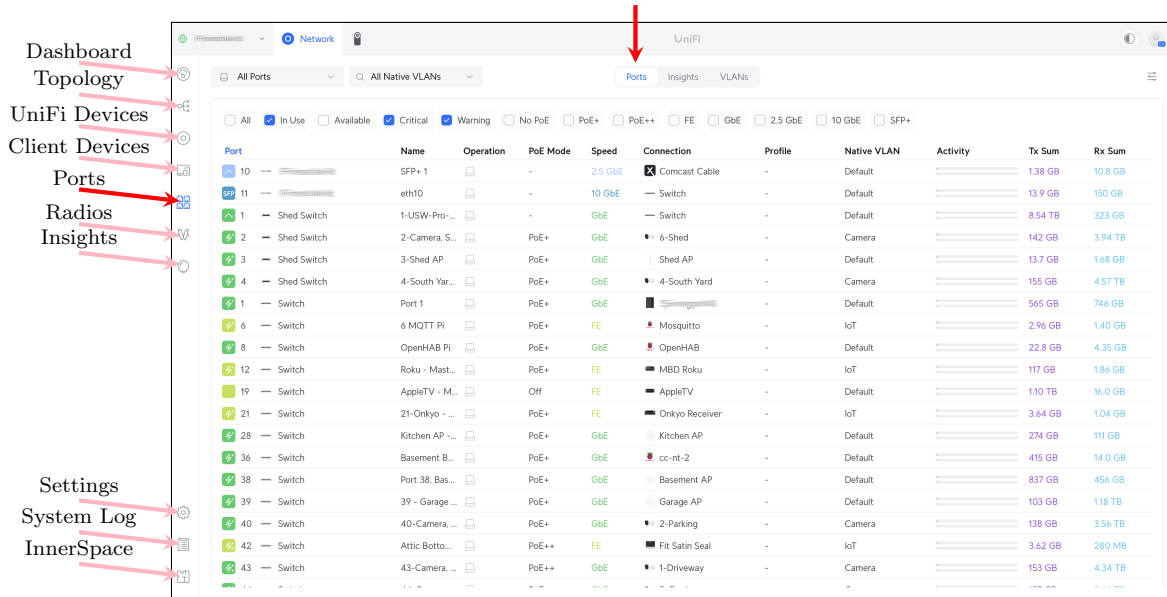
### Access Path

[https://unifi.ui.com: \[Sites\] | Your Site | \[Network\] | \[Ports\] | Ports](https://unifi.ui.com: [Sites] | Your Site | [Network] | [Ports] | Ports)

This section was written for: [UniFiOS v4.1.9] [Network v9.0.101]

Last Updated: Dec. 2024

//FIXME



## 4.5.1 Insights

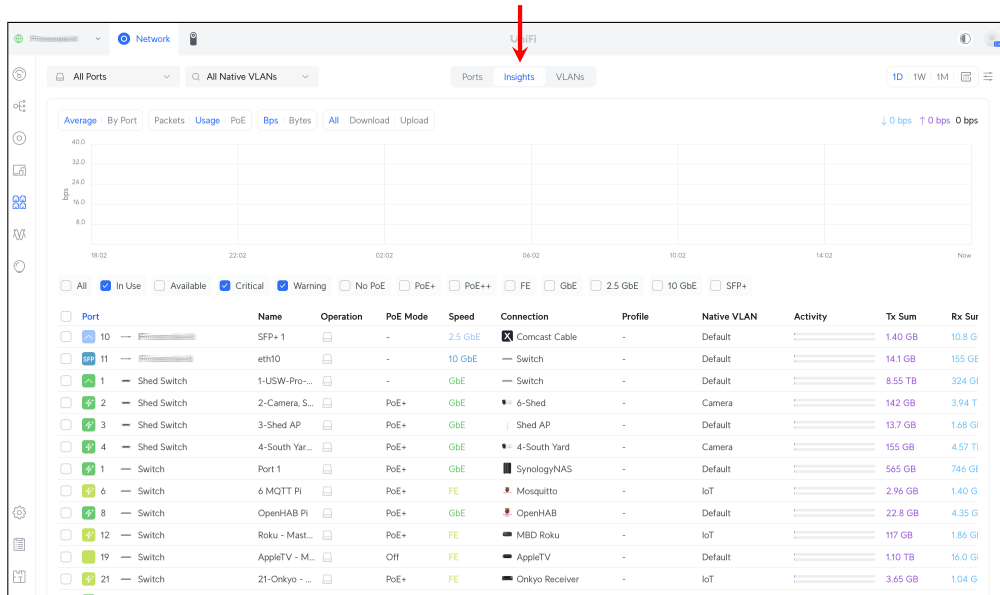
### Access Path

<https://unifi.ui.com>: [Sites] | *Your Site* | [Network] | [Ports] | Insights

This section was written for: [UniFiOS v4.1.9] [Network v9.0.101]

Last Updated: Dec. 2024

//FIXME



## 4.5.2 VLANs

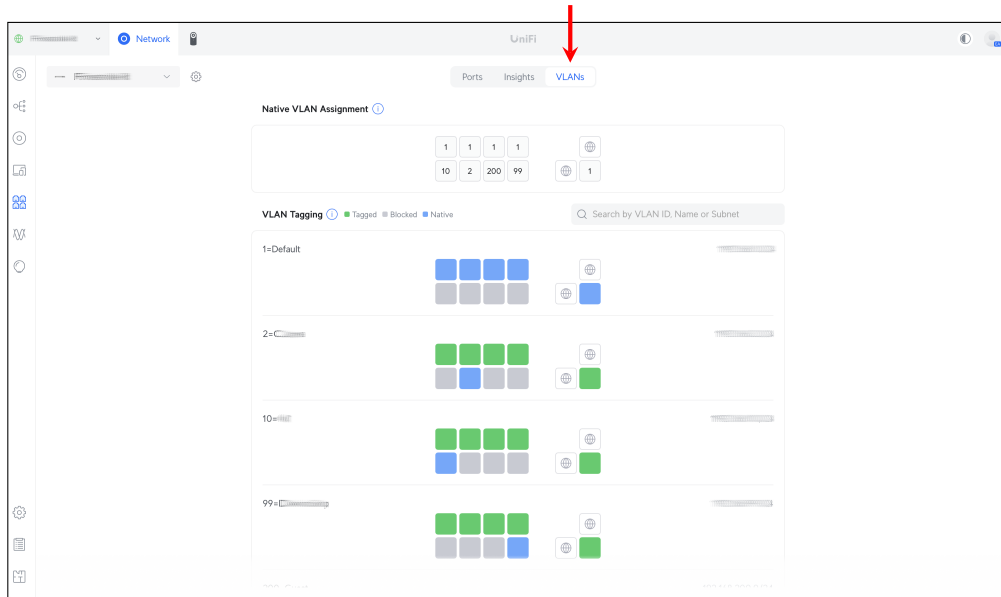
### Access Path

<https://unifi.ui.com>: [Sites] | *Your Site* | [Network] | [Ports] | **VLANs**

This section was written for: [UniFiOS v4.1.9] [Network v9.0.101]

Last Updated: Dec. 2024

//FIXME



## 4.6 Radios

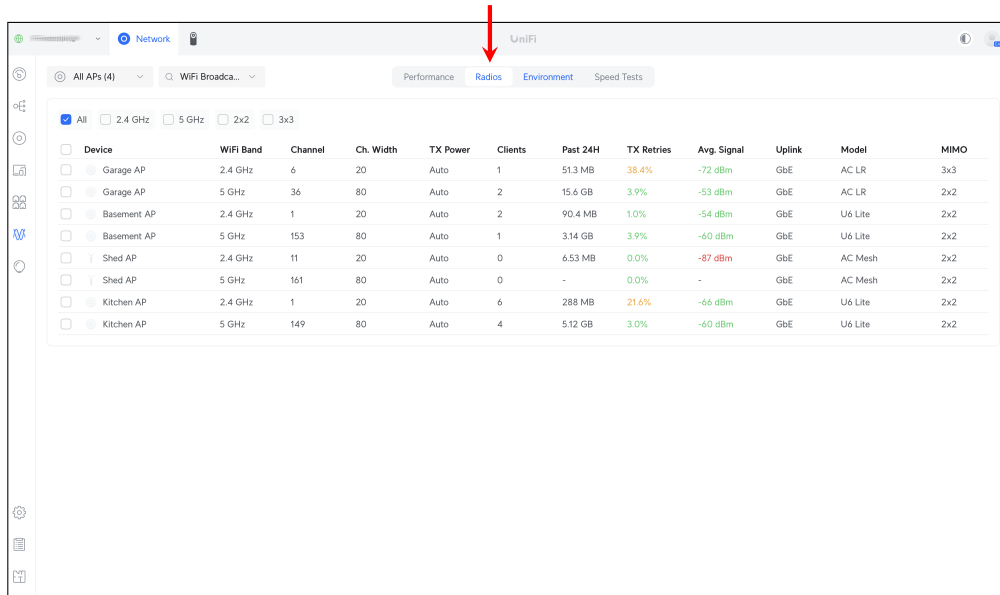
### Access Path

https://unifi.ui.com: [Sites] | *Your Site* | [Network] | [Radios] | Radios

This section was written for: [UniFiOS v4.1.9] [Network v9.0.101]

Last Updated: Dec. 2024

//FIXME



## 4.6.1 Performance

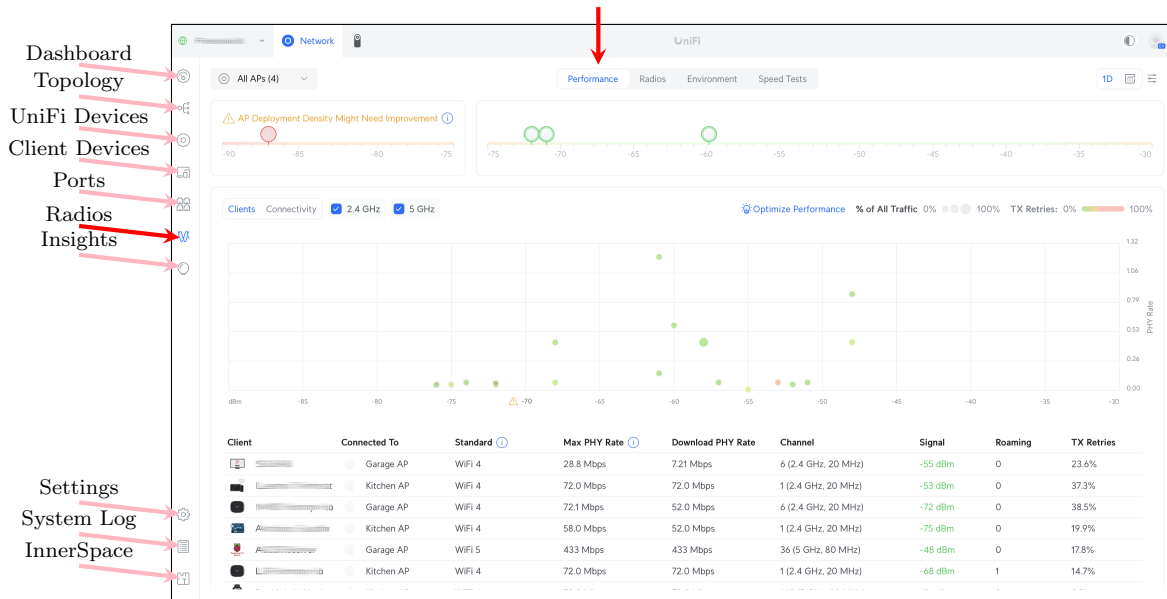
### Access Path

https://unifi.ui.com: [Sites] | *Your Site* | [Network] | [Radios] | Performance

This section was written for: [UniFiOS v4.1.9] [Network v9.0.101]

Last Updated: Dec. 2024

//FIXME



Navigation Menu:

- Dashboard
- Topology
- UniFi Devices
- Client Devices
- Ports
- Radios
- Insights
- Settings
- System Log
- InnerSpace

Performance Page Content:

AP Deployment Density Might Need Improvement

Optimize Performance % of All Traffic: 0% TX Retries: 0%

Client	Connected To	Standard	Max PHY Rate	Download PHY Rate	Channel	Signal	Roaming	TX Retries
[Client Icon]	Garage AP	WIFI 4	28.8 Mbps	7.21 Mbps	6 (2.4 GHz, 20 MHz)	-55 dBm	0	23.6%
[Client Icon]	Kitchen AP	WIFI 4	72.0 Mbps	72.0 Mbps	1 (2.4 GHz, 20 MHz)	-53 dBm	0	37.3%
[Client Icon]	Garage AP	WIFI 4	72.1 Mbps	52.0 Mbps	6 (2.4 GHz, 20 MHz)	-72 dBm	0	38.5%
[Client Icon]	Kitchen AP	WIFI 4	58.0 Mbps	52.0 Mbps	1 (2.4 GHz, 20 MHz)	-75 dBm	0	19.9%
[Client Icon]	Garage AP	WIFI 5	433 Mbps	433 Mbps	36 (5 GHz, 80 MHz)	-48 dBm	0	17.8%
[Client Icon]	Kitchen AP	WIFI 4	72.0 Mbps	72.0 Mbps	1 (2.4 GHz, 20 MHz)	-68 dBm	1	14.7%

## 4.6.2 Environment

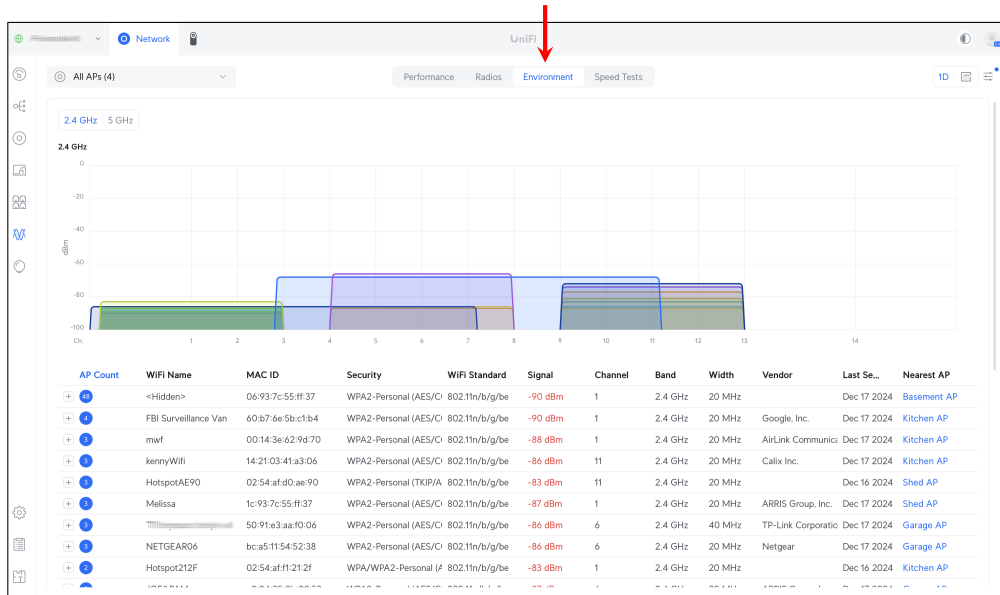
### Access Path

https://unifi.ui.com: [Sites] | *Your Site* | [Network] | [Radios] | Environment

This section was written for: [UniFiOS v4.1.9] [Network v9.0.101]

Last Updated: Dec. 2024

//FIXME



### 4.6.3 Speed Tests

#### Access Path

https://unifi.ui.com: [Sites] | Your Site | [Network] | [Radios] | Speed Tests

This section was written for: [UniFiOS v4.1.9] [Network v9.0.101]

Last Updated: Dec. 2024

//FIXME

## 4.7 Insights

#### See Also

Network App: 'Insights' - pg. 29

#### Access Path

https://unifi.ui.com: [Sites] | Your Site | [Network] | [Insights]

This section was written for: [UniFiOS v4.1.9] [Network v9.0.101]

Last Updated: 12/16/2024

//FIXME

## 4.8 Settings

See Also

Network App: *'Settings'* - pg. 29

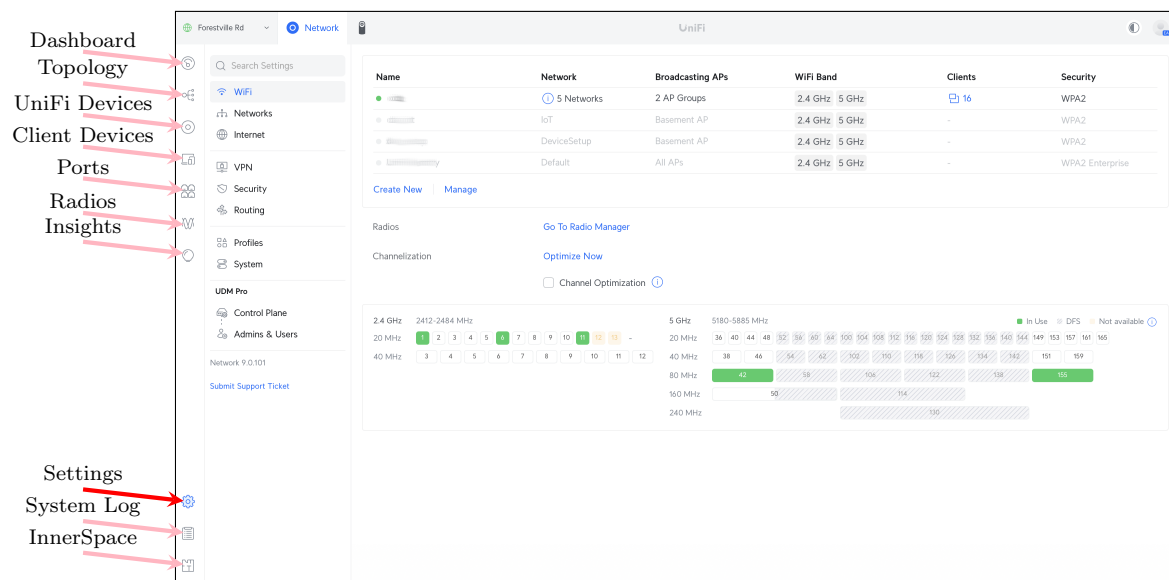
### Access Path

<https://unifi.ui.com>: [Sites] | *Your Site* | [Network] | [Settings]

This section was written for: [UniFiOS v4.1.9] [Network v9.0.101]

Last Updated: Dec. 2024

//FIXME



Dashboard  
Topology  
UniFi Devices  
Client Devices  
Ports  
Radios  
Insights  
Settings  
System Log  
InnerSpace

Name	Network	Broadcasting APs	WiFi Band	Clients	Security
	5 Networks	2 AP Groups	2.4 GHz 5 GHz	16	WPA2
IoT	IoT	Basement AP	2.4 GHz 5 GHz	-	WPA2
DeviceSetup	DeviceSetup	Basement AP	2.4 GHz 5 GHz	-	WPA2
Default	Default	All APs	2.4 GHz 5 GHz	-	WPA2 Enterprise

## 4.9 System Log

### Access Path

<https://unifi.ui.com>: [Sites] | *Your Site* | [Network] | [System Log]

This section was written for: [UniFiOS v4.1.9] [Network v9.0.101]

Last Updated: 12/16/2024

//FIXME



## 4.10 InnerSpace

### Access Path

https://unifi.ui.com: ☰ [Sites] | *Your Site* | 🎯 [Network] | 🏠 [InnerSpace]

This section was written for: [UniFiOS v4.1.9] [Network v9.0.101]

Last Updated: 12/16/2024

//FIXME

# 5 Protect

## Contents

5.1	Dashboard . . . . .	24
5.2	UniFi Devices . . . . .	24
5.3	Playback . . . . .	24
5.4	Detections . . . . .	25
5.5	Case Manager . . . . .	25
5.6	Settings . . . . .	25
5.7	System Log . . . . .	26
5.8	Alarm Manager . . . . .	26
5.9	InnerSpace . . . . .	27

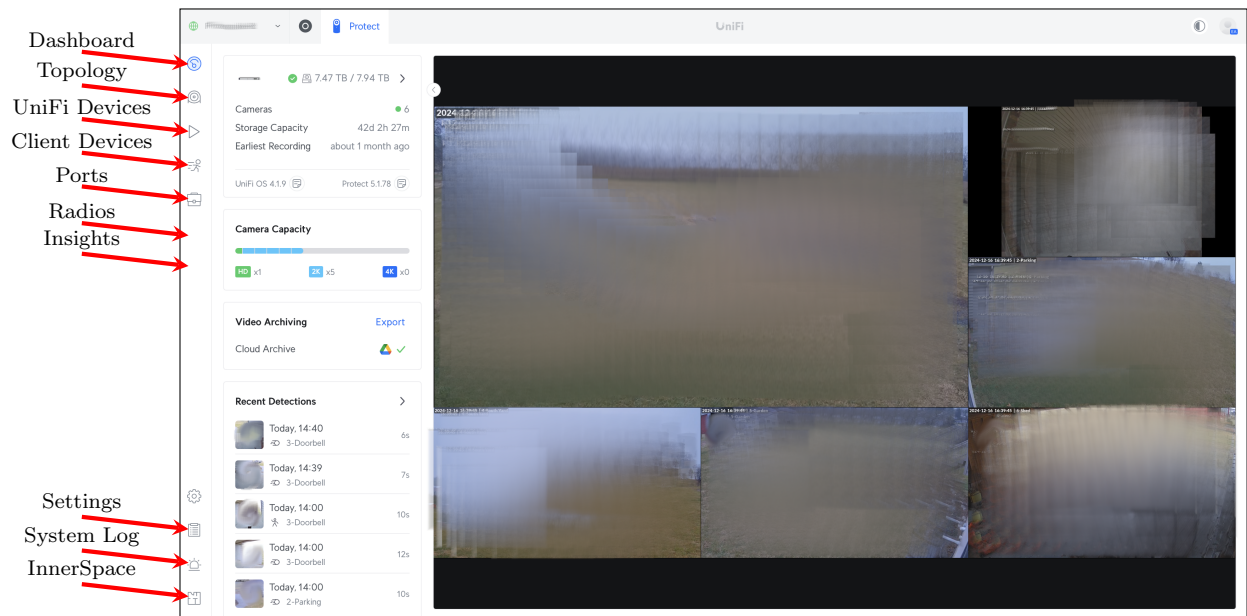
### Access Path

https://unifi.ui.com: [Sites] | *Your Site* | [Protect]

This section was written for: [UniFiOS v4.1.9] [Protect v5.1.78]

Last Updated: 12/16/2024

//FIXME



## 5.1 Dashboard

See Also

Protect App: *'Dashboard'* - pg. 30

### Access Path

<https://unifi.ui.com>: [Sites] | *Your Site* | [Protect] | [Dashboard]

This section was written for: [UniFiOS v4.1.9] [Protect v5.1.78]

Last Updated: 12/16/2024

//FIXME

## 5.2 UniFi Devices

See Also

Protect App: *'UniFi Devices'* - pg. 30

### Access Path

<https://unifi.ui.com>: [Sites] | *Your Site* | [Protect] | [UniFi Devices]

This section was written for: [UniFiOS v4.1.9] [Protect v5.1.78]

Last Updated: 12/16/2024

//FIXME

## 5.3 Playback

### Access Path

<https://unifi.ui.com>: [Sites] | *Your Site* | [Protect] | [Playback]

This section was written for: [UniFiOS v4.1.9] [Protect v5.1.78]

Last Updated: 12/16/2024




//FIXME

## 5.4 Detections

See Also

Protect App: *'Detections'* - pg. 31

### Access Path

https://unifi.ui.com:  [Sites] | *Your Site* |  [Protect] |  [Detections]




This section was written for: [UniFiOS v4.1.9] [Protect v5.1.78]

Last Updated: 12/16/2024

//FIXME

## 5.5 Case Manager

### Access Path

https://unifi.ui.com:  [Sites] | *Your Site* |  [Protect] |  [Case Manager]

This section was written for: [UniFiOS v4.1.9] [Protect v5.1.78]

Last Updated: 12/16/2024




//FIXME

## 5.6 Settings

See Also

Protect App: *'Settings'* - pg. 31

### Access Path

https://unifi.ui.com:  [Sites] | *Your Site* |  [Protect] |  [Settings]




This section was written for: [UniFiOS v4.1.9] [Protect v5.1.78]

Last Updated: 12/16/2024

//FIXME

## 5.7 System Log

### Access Path

https://unifi.ui.com:  [Sites] | *Your Site* |  [Protect] |  [System Log]

This section was written for: [UniFiOS v4.1.9] [Protect v5.1.78]

Last Updated: 12/16/2024

//FIXME




## 5.8 Alarm Manager

### See Also

Protect App: '*Alarm Manager*' - pg. 32

How To: '*Add/Edit Alarms*' - pg. 34

### Access Path

https://unifi.ui.com:  [Sites] | *Your Site* |  [Protect] |  [Alarm Manager]

This section was written for: [UniFiOS v4.1.9] [Protect v5.1.78]

Last Updated: 12/16/2024

//FIXME



<input type="checkbox"/>	Name/Trigger	Actions	Hits (Last 24hrs)	Last Triggered	Created By	My Notifications	When To Send
<input type="checkbox"/>	Doorbell Ring	Notify	0	-	David Crider		Always
<input type="checkbox"/>	Smoke Alarm	Notify	0	-	David Crider		Always
<input type="checkbox"/>	Driveway Line Crossing	Notify	0	-	David Crider		Always
<input type="checkbox"/>	Shed Line Crossing	Notify	0	-	David Crider		Always
<input type="checkbox"/>	Shed Vehicle	Notify	0	-	David Crider		Always
<input type="checkbox"/>	Shed Person	Notify	0	-	David Crider		Always
<input type="checkbox"/>	Garden Vehicle	Notify	0	-	David Crider		Always
<input type="checkbox"/>	Garden Person	Notify	0	-	David Crider		Always
<input type="checkbox"/>	South Yard Vehicle	Notify	0	-	David Crider		Always
<input type="checkbox"/>	South Yard Person	Notify	0	-	David Crider		Always
<input type="checkbox"/>	Doorbell Vehicle	Notify	0	-	David Crider		Always
<input type="checkbox"/>	Doorbell Person	Notify	9	about 19 hours ago	David Crider		Always
<input type="checkbox"/>	Parking Person	Notify	12	about 19 hours ago	David Crider		Always
<input type="checkbox"/>	Parking Vehicle	Notify	7	about 21 hours ago	David Crider		Always
<input type="checkbox"/>	Driveway Vehicle	Notify	4	about 21 hours ago	David Crider		Always
<input type="checkbox"/>	Driveway Person	Notify	0	-	David Crider		Always
<input type="checkbox"/>	Doorbell Package	Notify	1	about 22 hours ago	David Crider		Always
<input type="checkbox"/>	CO Alarm	Notify	0	-	David Crider		Always
<input type="checkbox"/>	Animal	Notify	4	about 2 hours ago	System		-
<input type="checkbox"/>	Baby Crying	Notify	0	-	System		-
<input type="checkbox"/>	Barking	Notify	0	-	System		-
<input type="checkbox"/>	Burglar	Notify	0	-	System		-

## 5.9 InnerSpace

### Access Path

<https://unifi.ui.com>: [Sites] | *Your Site* | [Protect] | [InnerSpace]

This section was written for: [UniFiOS v4.1.9] [Protect v5.1.78]

Last Updated: 12/16/2024

//FIXME



# 6 Network App

## Contents

6.1	Dashboard . . . . .	28
6.2	UniFi Devices . . . . .	28
6.3	Client Devices . . . . .	28
6.4	Insights . . . . .	29
6.5	Settings . . . . .	29

## 6.1 Dashboard

See Also

Site Manager, Network: *'Dashboard'* - pg. 10

//FIXME

## 6.2 UniFi Devices

See Also

Site Manager, Network: *'UniFi Devices'* - pg. 12

//FIXME

## 6.3 Client Devices

See Also

Site Manager, Network: *'Client Devices'* - pg. 13

//FIXME



## 6.4 Insights

See Also

Site Manager, Network: *'Insights'* - pg. 20

//FIXME

## 6.5 Settings

See Also

Site Manager, Network: *'Settings'* - pg. 21

//FIXME



# 7 Protect App

## Contents

7.1	Dashboard . . . . .	30
7.2	UniFi Devices . . . . .	30
7.3	Detections . . . . .	31
7.4	Settings . . . . .	31
7.4.1	Recording Manager . . . . .	32
7.4.2	Alarm Manager . . . . .	32
7.4.3	System . . . . .	33
7.4.4	Console . . . . .	33
7.4.5	Admins . . . . .	33
7.4.6	Geofencing . . . . .	33

## 7.1 Dashboard

See Also

Site Manager, Protect: *'Dashboard'* - pg. 24

//FIXME

## 7.2 UniFi Devices

See Also

Site Manager, Protect: *'UniFi Devices'* - pg. 24

//FIXME

## 7.3 Detections

### See Also

Site Manager, Protect: *'Detections'* - pg. 25


//FIXME

## 7.4 Settings

### See Also

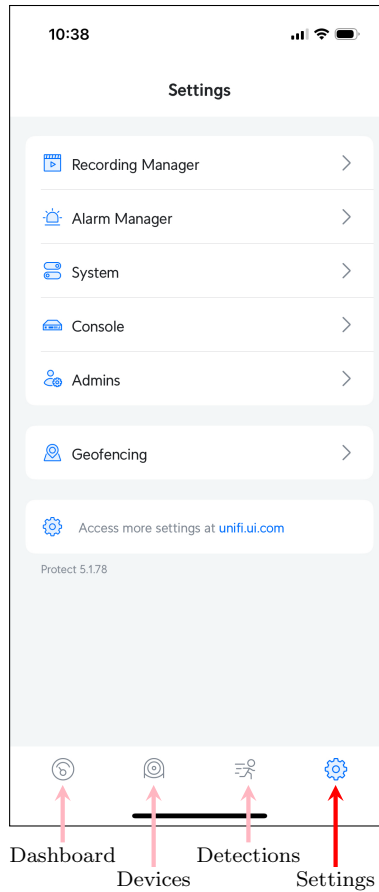
Site Manager, Protect: *'Settings'* - pg. 25

### Access Path

UniFi Protect App:  [Settings]

This section was written for: [UniFiOS v4.1.9] [Protect v5.1.78] [iOS Protect App v2.7.0]

Last Updated: 12/16/2024



//FIXME



## 7.4.1 Recording Manager

## 7.4.2 Alarm Manager

### See Also

Site Manager, Protect: *'Alarm Manager'* - pg. 26  
 How To: *'Add/Edit Alarms'* - pg. 34

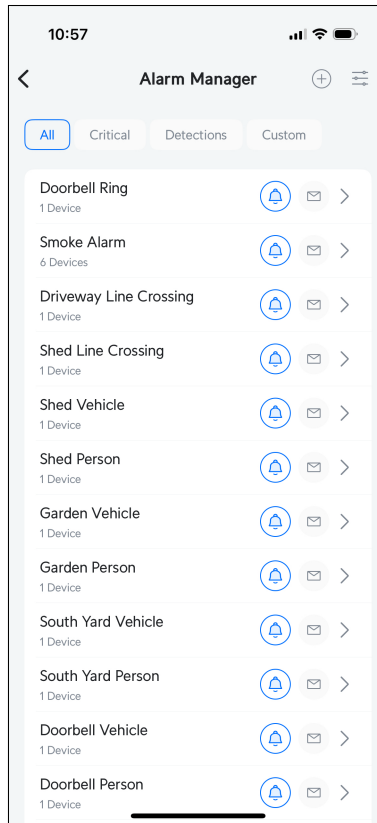
### Access Path

UniFi Protect App:  [Settings] |  Alarm Manager

This section was written for: [UniFiOS v4.1.9] [Protect v5.1.78] [iOS Protect App v2.7.0]

Last Updated: 12/16/2024

//FIXME



**7.4.3 System**

**7.4.4 Console**

**7.4.5 Admins**

**7.4.6 Geofencing**

# 8 How To

## Contents






8.1	Add/Edit Alarms . . . . .	34
8.1.1	Add Alarm . . . . .	34
8.1.2	Edit Alarm . . . . .	35
8.2	Reboot / Shutdown UniFi OS Device . . . . .	36
8.3	Manage Accounts . . . . .	36
8.4	Manage Wi-Fi . . . . .	36
8.5	Save A Snapshot . . . . .	36
8.6	Download Video . . . . .	36
8.7	Download Timelapse . . . . .	36

## 8.1 Add/Edit Alarms

See Also

Site Manager, Protect: *'Alarm Manager'* - pg. 26  
 Protect App: *'Alarm Manager'* - pg. 32

Access Paths

https://unifi.ui.com:  [Sites] | *Your Site* |  [Protect] |  [Alarm Manager]  
 UniFi Protect App:  [Settings] |  Alarm Manager |

---

This section was written for: [UniFiOS v4.1.9] [Protect v5.1.78] [iOS Protect App v2.7.0]  
 Last Updated: 12/16/2024

### 8.1.1 Add Alarm

- Navigate to the 'Alarm Manager' (reference See Also)
- Select <Create Alarm>
- Select a Trigger (You can select more than one within the same category)
  - <Face ID> FIXME
  - <LPR> FIXME





- 〈Activity〉 Line Crossing, Loitering, NFC Card Scan, Fingerprint Scan, Doorbell Rings, Sound, Motion
- 〈Object〉 Person, Vehicle, Package, Animal
- 〈Sensors〉 Low Battery, Open Status Changed, Close Status Changed, Motion, Extreme Values, Leaking, Audio Alarm Detected
- 〈System〉 Device Issue, Device Adoptions/Removals, Device Discovery, Admin Access, Recording Downloads/Deletions, Application Issue, Device Limits Exceeded, Device Update Statuses, Setting Changes, Geofence Entries/Exits
- Select the schedule for this alarm.
  - Always: 24/7
  - Custom: Add the time ranges that you want to be alerted to the calendar
- Select the scope
  - Select the device(s) that you want to Include or Exclude from this alarm
- Select an Action
  - 〈Notify〉
    - \* Select the user(s) that you want to receive notifications
    - \* Select Default or Custom Content (Custom allows you to set a custom message that is sent with the notification)
    - \* Select 'Ignore Repeated Actions' to limit notifications to one (1) for a set time period
  - 〈Webhook〉 FIXME
  - 〈Unlock〉 FIXME
  - 〈Sound〉 FIXME
  - 〈Light〉 FIXME
- Name the alarm and select 〈Create〉
  - The name of the alarm will be the title of the push notification

### 8.1.2 Edit Alarm

- Navigate to the 'Alarm Manager' (reference See Also)
- Select the alarm that you want to edit
- Select 〈Edit Alarm〉













- Modify as needed referencing the **Add Alarm** section

You can also Enable/Disable a notification by turning on/off the Push , or e-mail  icons.

## 8.2 Reboot / Shutdown UniFi OS Device

### Access Paths

https://unifi.ui.com:  [Sites] | *Your Site* |  [Network] |  [Settings] |  **Control Plane** | Console  
UniFi App:  [Settings] |  **Console** | Console  
UniFi Protect App:  [Settings] |  **Control Plane** |  **Console**  
Device's LCD Screen:  [Settings] | <Swipe Left/Right>

This section was written for: [UniFiOS v4.1.9] [Network v9.0.101] [iOS Network App v10.19.101] [iOS Protect App v2.7.0]

Last Updated: 12/16/2024

Should it be required to reboot or safely shut down the UniFi OS device, it can be accomplished by following one of the Access Paths above.

**NOTE:** *Shutdown is not available in UniFi App*

## 8.3 Manage Accounts

## 8.4 Manage Wi-Fi

## 8.5 Save A Snapshot

## 8.6 Download Video

## 8.7 Download Timelapse